

## SQL - Assessment Check For Duplicates.

This report builds a list of Minnesota standardized tests that have duplicated dates. Use it to look up students and remove the extra record(s). Below, are instructions for setting up user permissions and running the report.

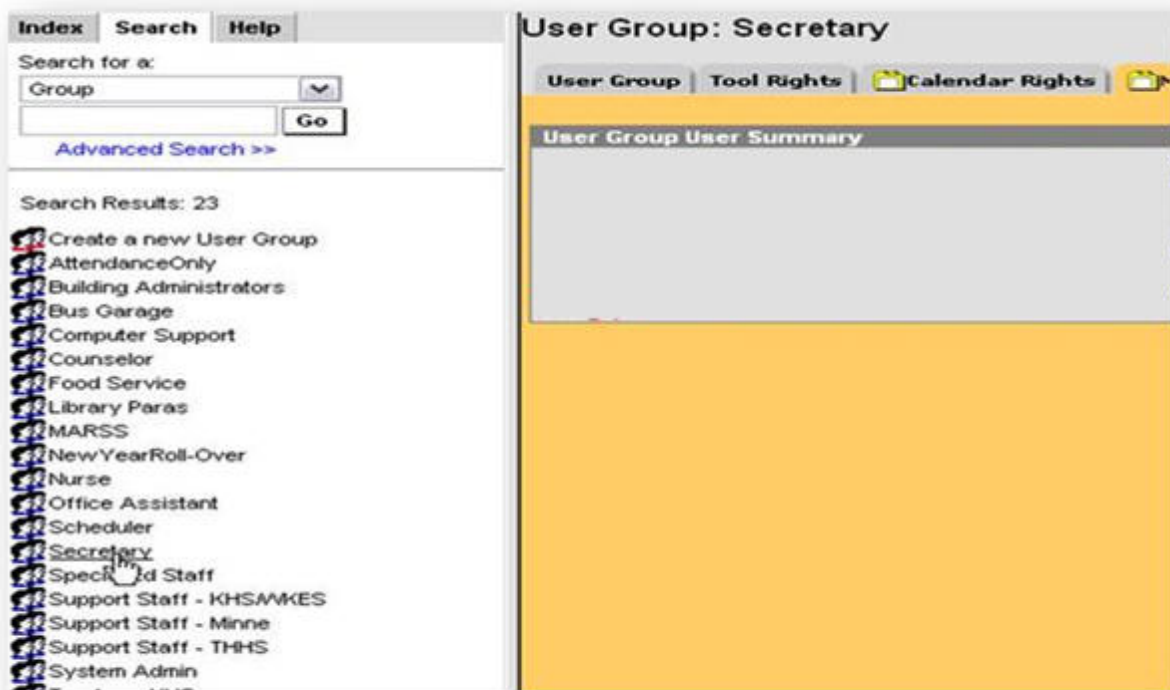
### Setting Up Tool Rights For Group Users

Open System Administration>User Security>User Groups



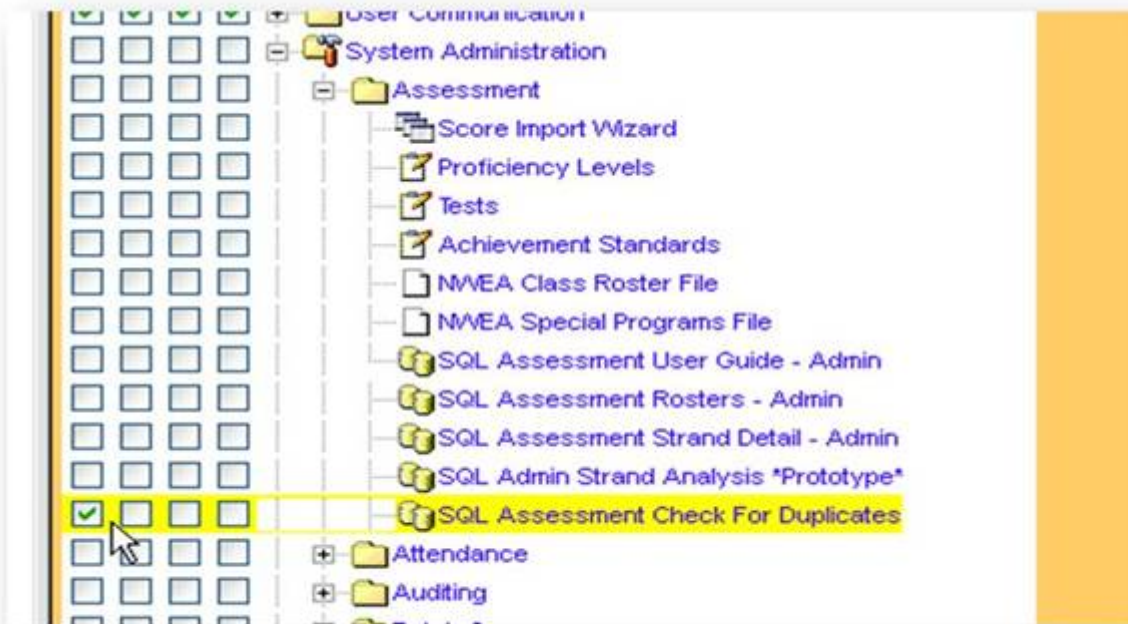
Select a Group for which you want to grant tool rights then click on the Tool Rights tab.

\*\*\*System Admins! Be sure to set yourselves up for Tool Rights FIRST!

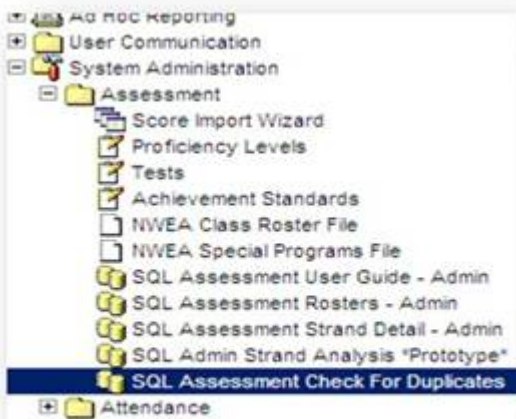


Place a checkmark in the 'R' (leftmost column) for any/all items that you want to grant Tool Rights for this group of users.

(A checkmark in the parent folder will grant rights to all child items.)



You'll find the report in the Campus Outline under System Administration>Assessment (it's the last item in the list)



Upon running it you should be asked for your SQL Login.

Just select the test(s) you want to be checked for duplicates then click on the 'View Report' button.

**Worth Mentioning:**

SQL Reports are MICROSOFT animals and run best under their native Internet Explorer!

| Student Name         | Date       | Test Name          | Scale Score | Result   | Duplicates Found |
|----------------------|------------|--------------------|-------------|----------|------------------|
| Alborn, Clayton      | 11/18/2008 | GRAD - Writing     | 2.0         | Not Pass | 2                |
| Arezzo, Tyler        | 10/05/2010 | GRAD - Mathematics | 46.0        | Not Pass | 2                |
| Belka, Brooke        | 11/18/2008 | GRAD - Writing     | 3.5         | Pass     | 2                |
| Bischoff, Colin      | 10/05/2010 | GRAD - Mathematics | 46.0        | Not Pass | 2                |
| Bruckelmyer, Lindsey | 10/05/2010 | GRAD - Mathematics | 46.0        | Not Pass | 2                |
| Bulluck, Katelyn     | 10/05/2010 | GRAD - Mathematics | 51.0        | Pass     | 2                |
| Carten, Warren       | 10/05/2010 | GRAD - Mathematics | 46.0        | Not Pass | 2                |
| Danielson, Duane     | 11/07/2007 | GRAD - Writing     | 3.0         | Pass     | 2                |
| Deak, Lait           | 10/05/2010 | GRAD - Mathematics | 47.0        | Not Pass | 2                |
| Detrich, Jacob       | 10/05/2010 | GRAD - Mathematics | 39.0        | Not Pass | 2                |
| Detrich, Jacob       | 10/05/2010 | GRAD - Reading     | 50.0        | Pass     | 2                |
| Edred, Bailey        | 10/05/2010 | GRAD - Mathematics | 37.0        | Not Pass | 2                |
| Everly, Tara         | 11/18/2008 | GRAD - Writing     | 3.0         | Pass     | 2                |
| Ferguson, Jesse      | 11/07/2007 | GRAD - Writing     | 3.0         | Pass     | 2                |
| Fricke, Tasha        | 11/18/2008 | GRAD - Writing     | 3.0         | Pass     | 2                |
| Fuesten, Nathan      | 10/05/2010 | GRAD - Mathematics | 41.0        | Not Pass | 2                |
| Goette, Cody         | 11/18/2008 | GRAD - Writing     | 3.5         | Pass     | 2                |
| Hanson, Brandon      | 11/18/2008 | GRAD - Writing     | 2.0         | Not Pass | 2                |

Running SQL Reports with Firefox works but you'll get a goofy looking display (see below).

This is because Firefox isn't fully compatible with Internet Explorer.

| Student Name    | Date       | Test Name          | Scale Score | Result   | Duplicates Found |
|-----------------|------------|--------------------|-------------|----------|------------------|
| Alborn, Clayton | 11/18/2008 | GRAD - Writing     | 2.0         | Not Pass | 2                |
| Arezzo, Tyler   | 10/05/2010 | GRAD - Mathematics | 46.0        | Not Pass | 2                |
| Belka, Brooke   | 11/18/2008 | GRAD - Writing     | 3.5         | Pass     | 2                |
| Bischoff, Colin | 10/05/2010 | GRAD - Mathematics | 46.0        | Not Pass | 2                |
| Bruckelmyer,    | 10/05/2010 | GRAD - Mathematics | 46.0        | Not Pass | 2                |

### **Best Practice for Firefox**

After running the report, select an Excel or 'pdf' format and export the contents where they can be printed.

### **Best Practice for Internet Explorer**

ONLY use the printer icon on the report dashboard.

**Do NOT** click on menu 'File' and select 'Print' – that will produce unformatted output.