

Description:

SQL Report that presents a master list of locker combinations by building.

Statements of the obvious:

- Lockers must have combinations stored in Campus in order for this report to work.
- Infinite Campus Tool Rights need to be granted to access this report.

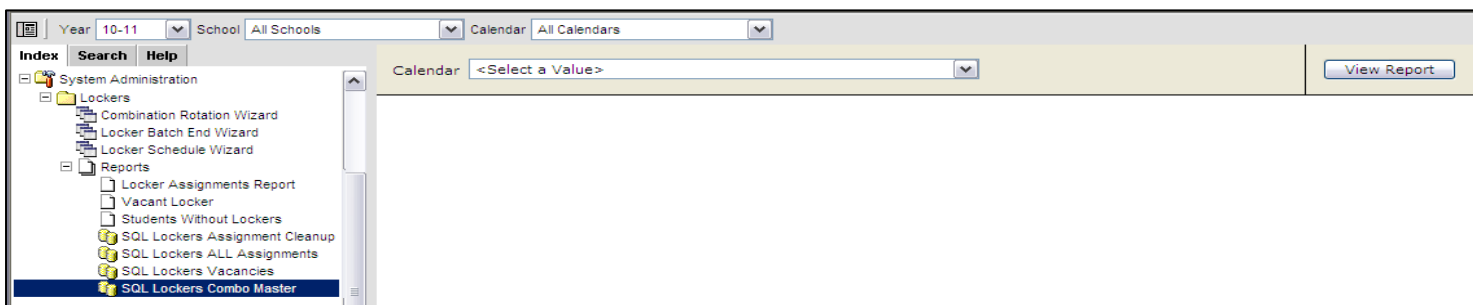
Instructions:

User Login: rs2005\stu##### (where ##### is your 4-digit district number)

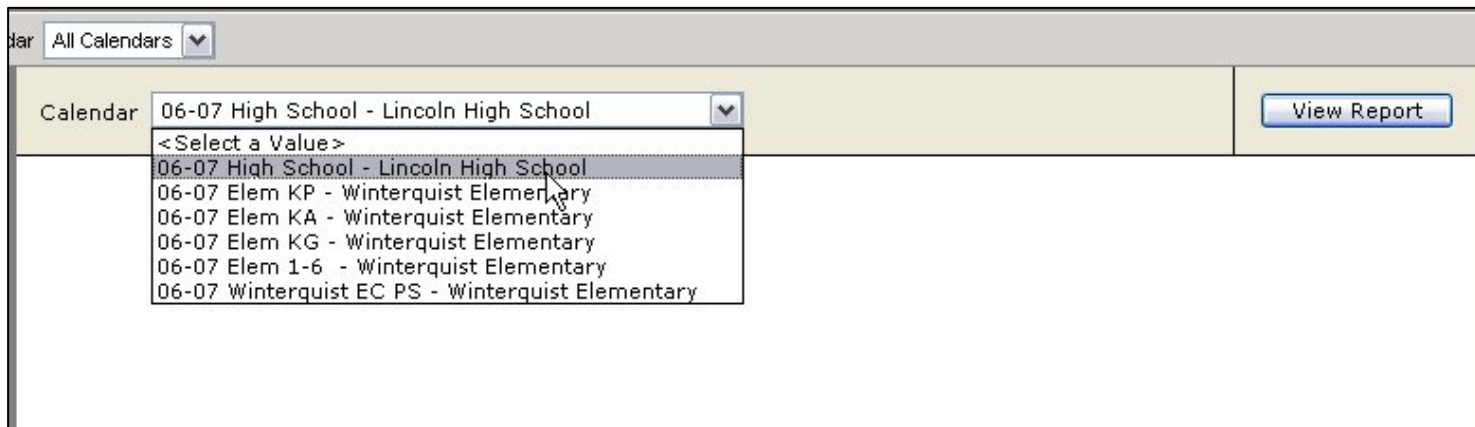
Password: use your ODBC reports password. If you don't know the password, contact your district rep for Infinite Campus.



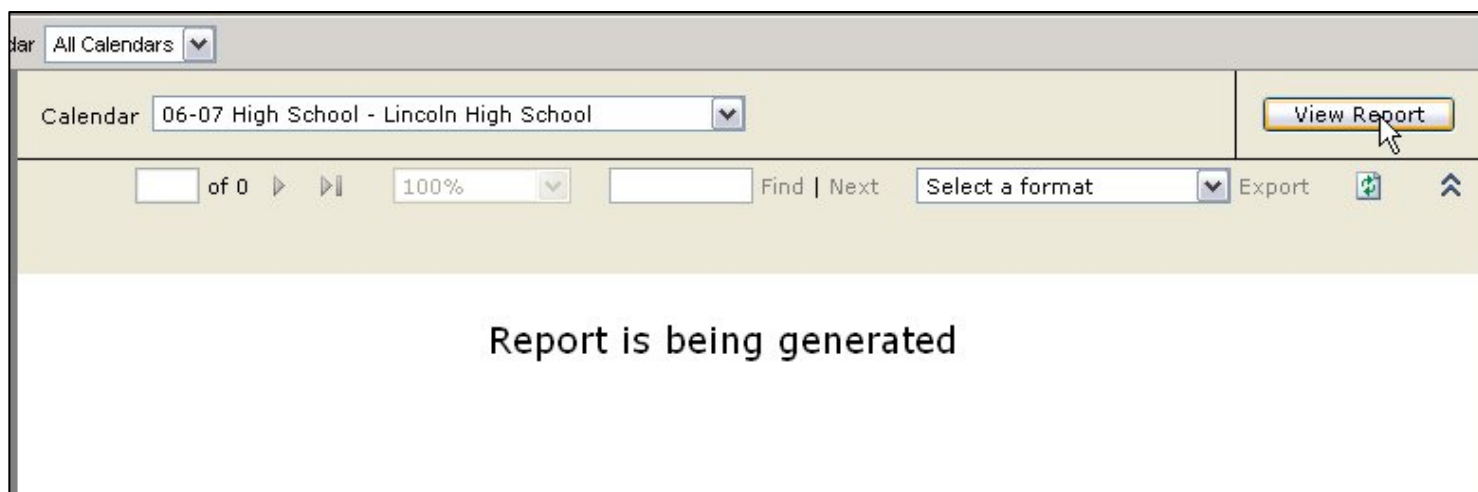
Navigate To The Report: This report can be found in the Campus Index at: System Administration>Lockers>Reports>SQL Lockers Combo Master



Calendar/School: Select the desired Calendar/School as the building filter for this report. Unlike many other SQL reports, this report defaults to use of the current calendar list. There may be buildings that show in the list that do not have locker information. Choosing those buildings will create an empty report.



View Report: Click the 'View Report' button to generate the report. You should see a message indicating that the report is being generated...



Your report will look similar to the illustration, below.

Location	lock ID	Locker Number	Combo1	Combo2	Combo3	Combo4	Combo5	Current Seq
1FL South	557	1048	0	10	4	5	4	9
	607	1244	3	18	2	1	1	6
	609	1246	0	12	4	5	3	0

The contents of this report can be printed or exported to a file of your own choice.