

Description:

SQL Report that extracts data on students that have multiple enrollment records. This is a very 'wide' report and not suited for use on paper. Rather, just a quick lookup on screen. The data is collected organized by building, then organized by grade level, followed by student name.

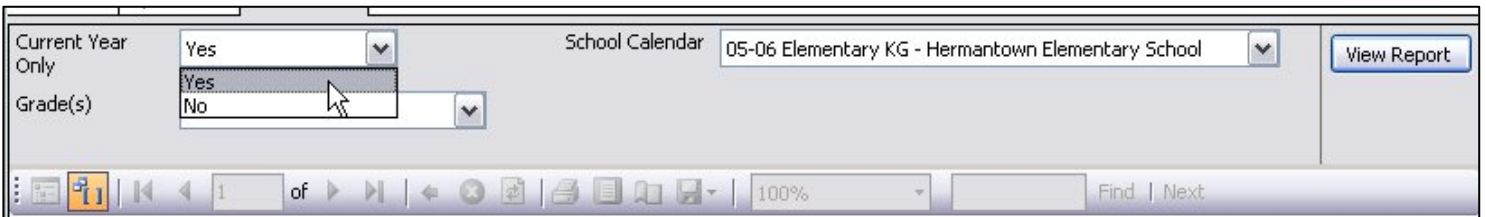
Instructions:

User Login: rs2005\stu#### (where #### is your 4-digit district number)

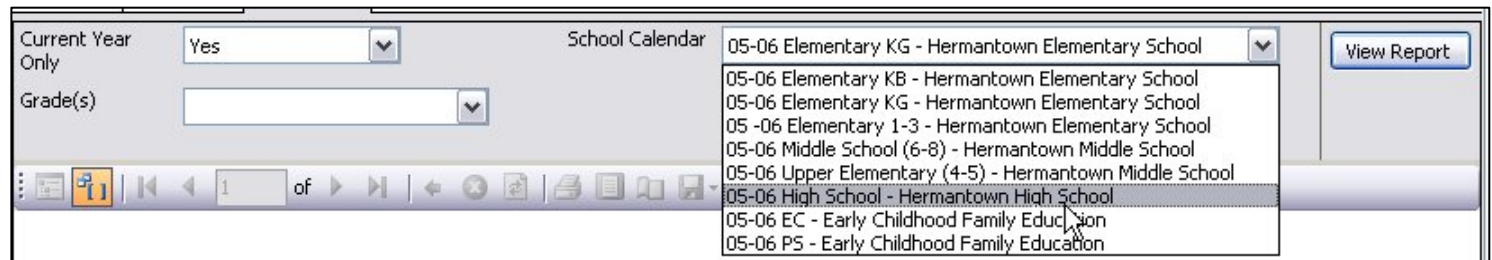
Password: use your ODBC reports password. If you don't know the password, contact your district rep for Infinite Campus.



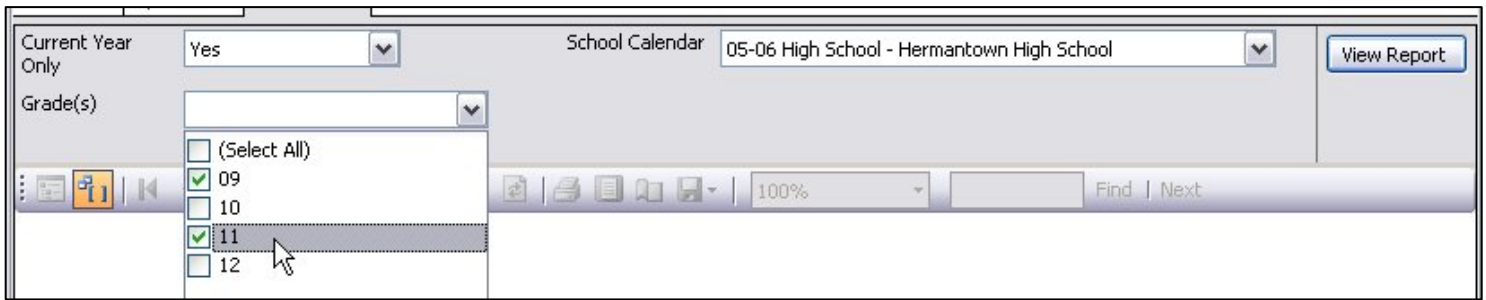
Current Year Only: Select 'Yes' (default selection) to limit the calendar history to the current school year.



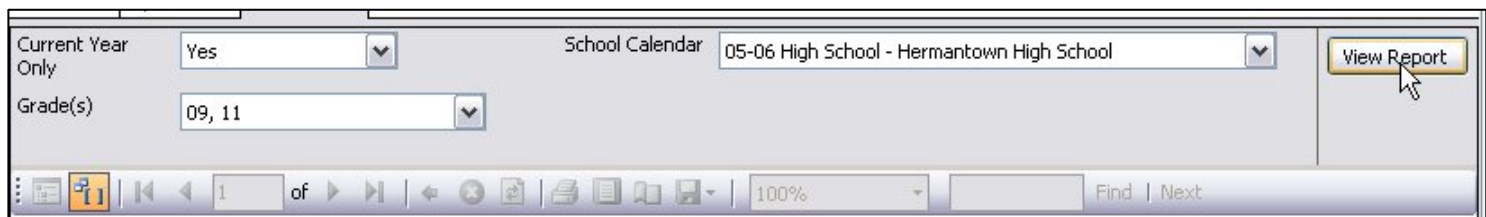
Calendar/School: Select the desired Calendar/School as the building filter for this report.



Grade: Select the appropriate grade levels for this report.



View Report: Click this button to generate the report.



You should see a message indicating that the report is being generated...



Your report will look similar to the illustration, below.

The screenshot shows the final report output table. The 'View Report' button is highlighted. The table has the following data:

grade	Student Name	Start Date	Res Dist	LLA Code	LLA Desc	End Date
09	By [Redacted]	09/20/2005	0700	04	Last year, MN public school, other district	02/06/2006
09	By [Redacted]	03/03/2006	0700	24	Midyear re-enrollment after drop	
09	Co [Redacted]	09/06/2005	0700	00	Last year, public school, same district	11/03/2006